

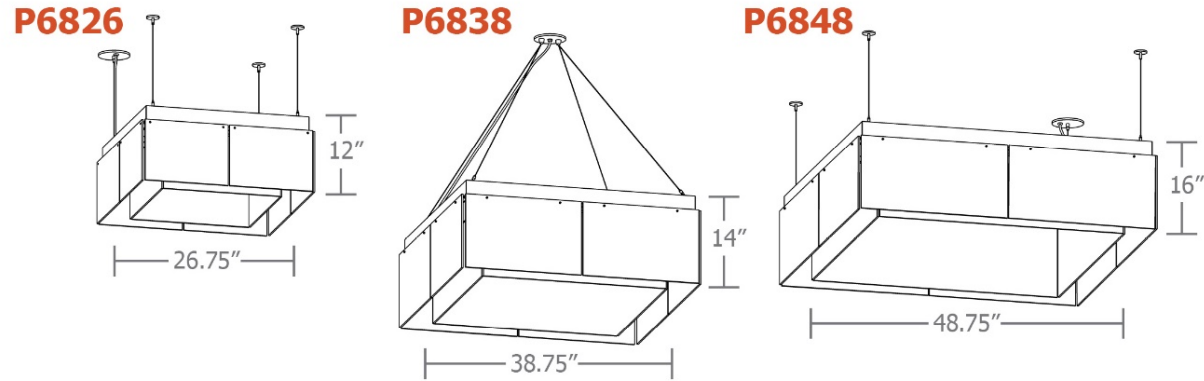


sq.air™ 5-slider


your lighting rep has
recommended the **sq.air™**
pendant for your project
Let's take a quick look:



sizes and lumens



- P6826 (26") / 2809 – 5461 lm
- P6838 (38") / 3414 – 6827 lm
- P6848 (48") / 5300 – 9300 lm



construction

integral programmable drivers, constant current, field maintainable, universal input (120-277v), 0-10v controllable to 1% dimming.

5" dia. spun steel canopy with field adjustable stainless steel four-point vertical suspension or special mono-point suspension

laser cut, brake formed and welded aluminum housing

21 standard powder coat paint finishes + custom RAL colors

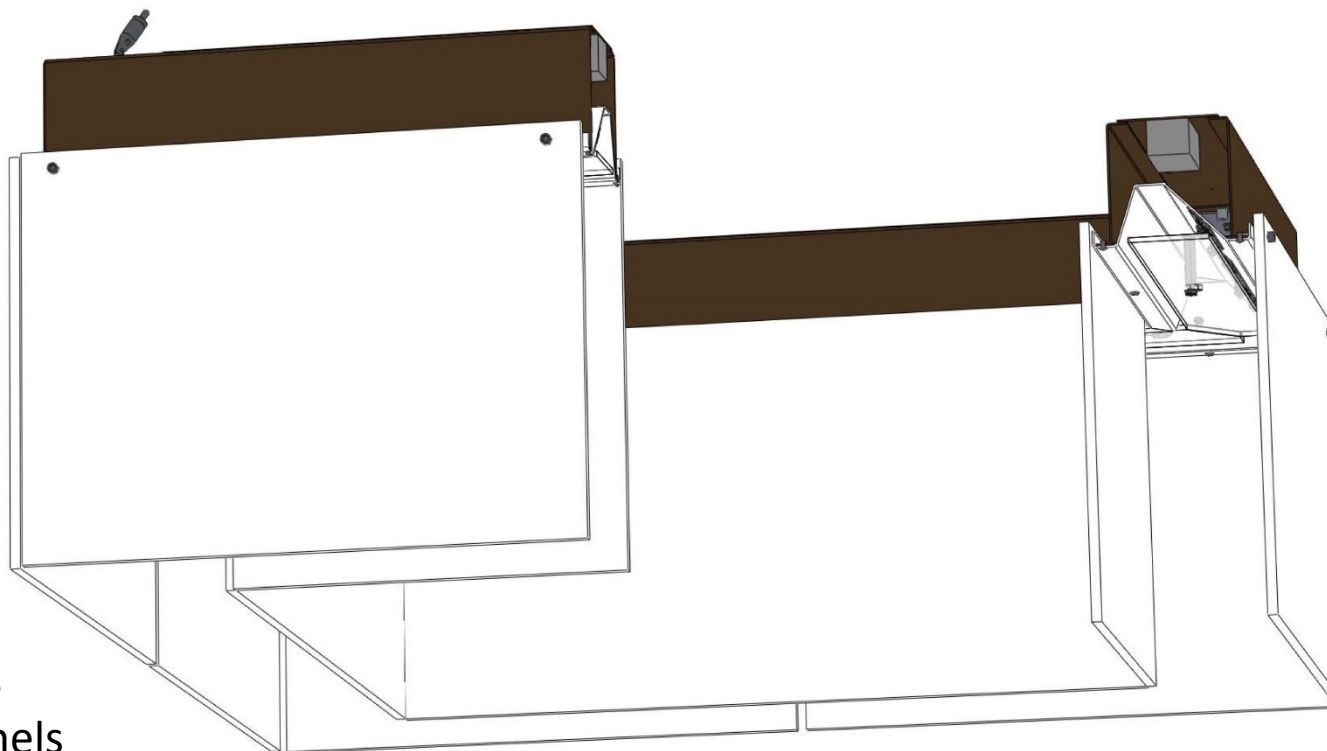
.050" aluminum reflector powder coat painted high reflectance matte white

metal core LED boards mechanically held in place for easy maintenance

38" & 48" units require structural mount (fixture weighs **over 50 lbs.**)

.25" thick virgin gloss white acrylic side panels

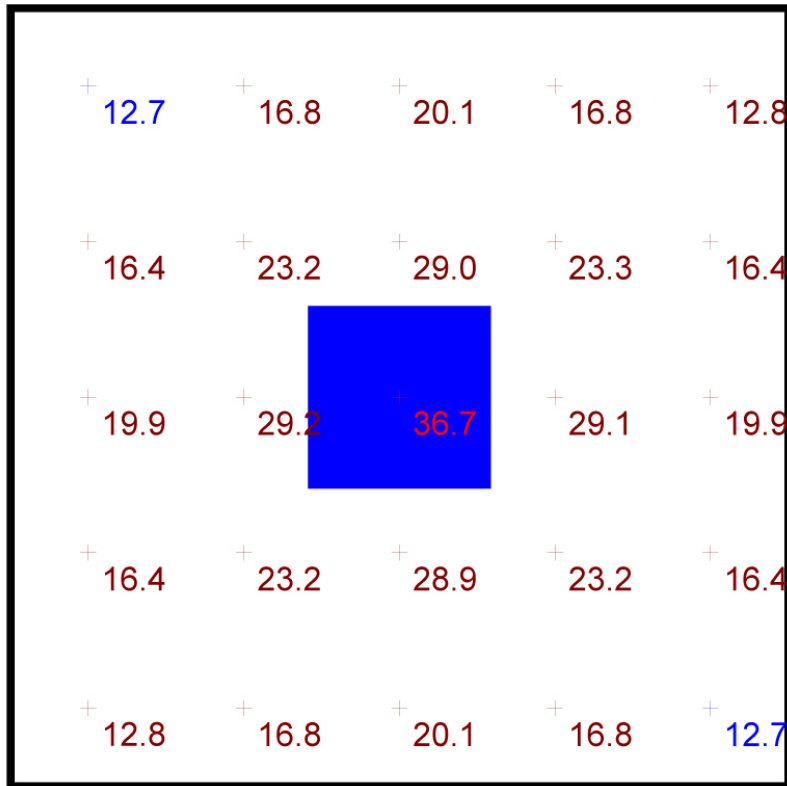
.125" frosted acrylic lens over LED boards



performance

Statistics

Description	Symbol	Avg	Max	Min	Max/Min	Avg/Min
sq.air	+	20.4 fc	36.7 fc	12.7 fc	2.9:1	1.6:1



Plan View
Scale - 1" = 2ft

- 10' x 10' x 14'H space
- 80/50/20 reflectances
- bottom of fixture at 11' aff
- FC readings at 2.5' aff
- layout conducted using P6826 HI lumen package (5461 delivered lumens)



www.impactltg.com

- spec sheet and color chart
- photometric files and BIM models
- built to order in Saint Louis, MO, USA
- 4-week lead time

sq.air™ 5-slider

